
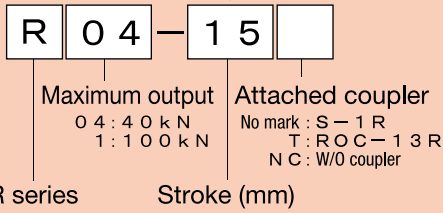
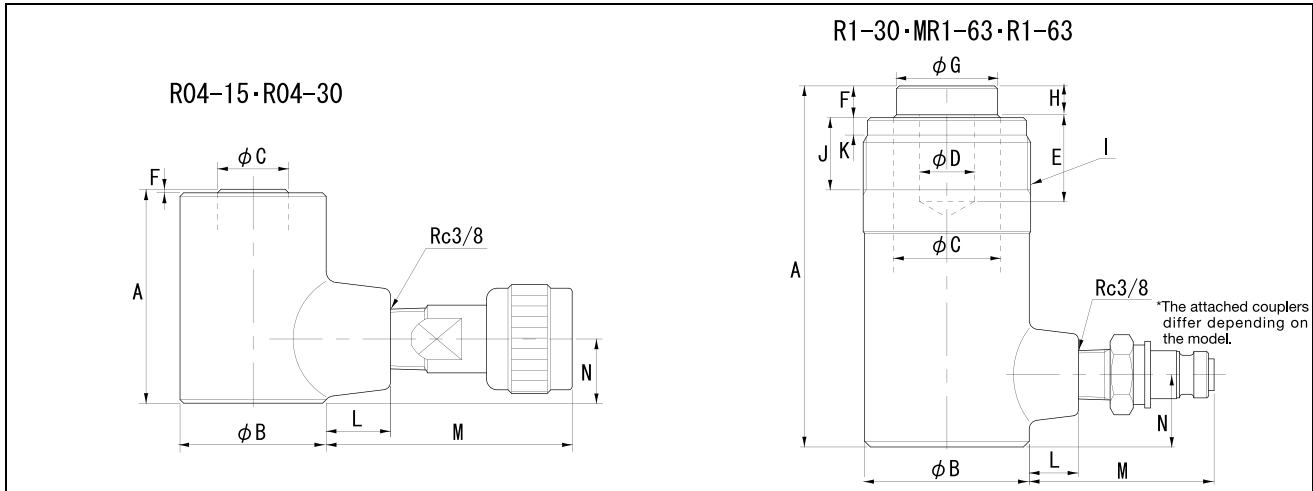


Single-Acting Cylinder R series (short type / return-by-load type)

Description of the type (excluding MR1-63)



●The piston and the inner side of the cylinder tube are coated.



Specification

Type	40kN		100kN		
	R04-15	R04-30	R1-30	MR1-63	R1-63
Return system	Load		Load		
Cylinder return force	kN		kN		
Maximum operating pressure	MPa		MPa		
Maximum output	kN		kN		
Pressure area	cm ²		cm ²		
Stroke	mm	mm	mm	mm	mm
Minimum overall length	A	A	A	A	A
Inner diameter of the cylinder	φ		φ		
Outside diameter of the cylinder	φB		φB		
Piston diameter	φC		φC		
Piston screw diameter	-		-		
Plunger hole diameter	φD		φD		
Plunger hole length	E		E		
Piston ejection length	F	F	F	F	F
Head cover diameter	φG		φG		
Head cover length	H		H		
Collar screw diameter	φI		φI		
Collar screw length	J		J		
None thread length	K		K		
Boss length	L	L	L	L	L
Coupler ejection length	M	M	M	M	M
Coupler position	N	N	N	N	N
Coupler connection diameter	-		-		
Attached coupler	-		-		
Necessary oil level	cm ³		cm ³		
Approximate weight	kg		kg		

Available attachments

		R04-15	R04-30	R1-30	MR1-63	R1-63
Piston	Cap	-	-	Including a special head cover		
	Tilt saddle	-	-	-	R-1020SP	-
Flange		-	-	-	10FM	10F