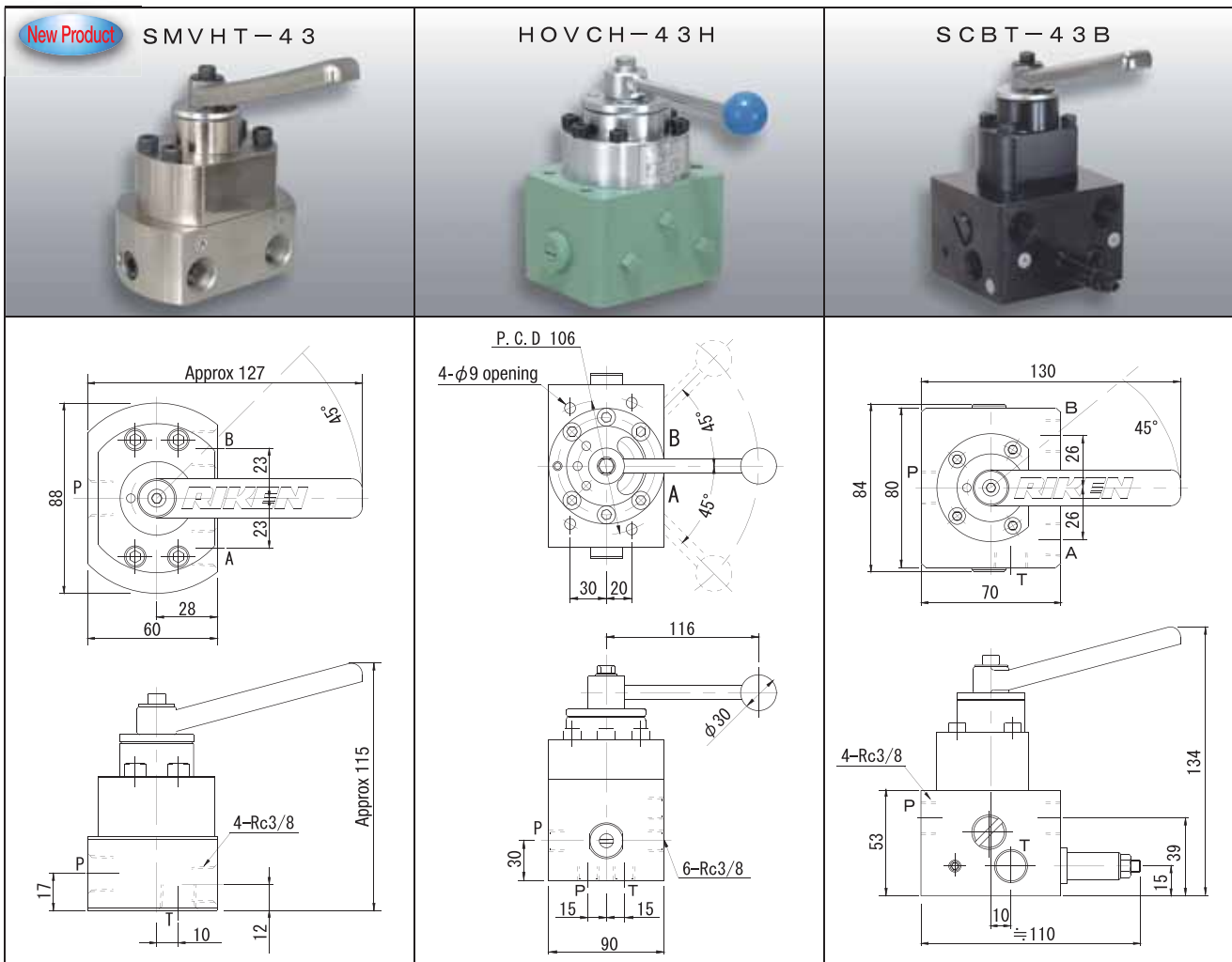


Direction-Control Valve (manual operation)

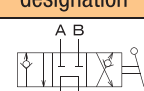
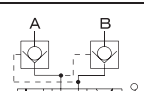
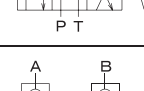
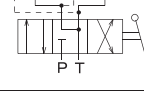
■ 4-Way Three Position Valve (including check/counter balance)

- The SMVHT type can retain the pressure even during neutral and switching transition periods. The held pressure is released by switching to the port on the opposite side.
- The HOVCH type change valve has a MCH-4 type check valve attached (see P. 138).
- The HOVCH type can be mounted to the pump directly because the mounting dimensions of its bottom are the same as those of HOV-43.
- The SCBT type incorporates a pilot check, and an external pilot-operated counter balance valve on the B port.



Hydraulic Valves

■ Specification

Type	Designation name	Hydraulic designation	Grip color	Maximum operating pressure (MPa)	Maximum flow (L/min)		Allowable back pressure (MPa)	Connection diameter (Rc)	Approximate weight (kg)
					0 - 8 MPa	Up to 70 MPa			
SMVHT-43	Center bypass		-	70	3		1.5	3/8	2.1
HOVCH-43H	All ports open		Blue		15	3			7.9
HOVCH-43P	P port blocked		Red		3				
SCBT-43B	Center bypass		-		3				2.9